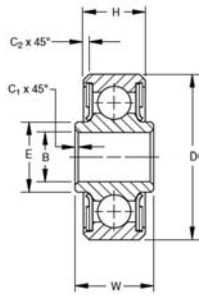


BEARINGS

KP SERIES—AN200 / MS27640

Single row, ball, heavy duty. PTFE seals and CRES sealcaps. Exposed surfaces except bore, caps, and seals are cadmium plated. Prelubricated for life. Also offered with CRES 440C material and/or zinc nickel plating per OEM specifications

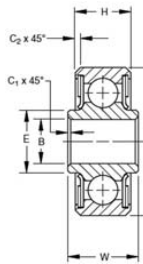


FAFNIR AND MS AFBMA Bearing No.	Bore 27640	B		D		W		H		A		E		C		Balls No.	Pure Moment Rating Inch	Moment Constant 1 Lbs.	Weight Pounds Inch (Approx.)	Price Each
		Dia	Outside Inner Ring	Width Outer Ring	Width Inner Ring	Shoulder Width Inner Ring (Approx.)	Corner Chamfer x 45°		No.	Size										
		+ .0000 - .0005 (in.)	+ .0000 - .0005 (in.)	+ .000 - .005 (in.)	+ .000 - .005 (in.)	(Approx.) (in.)	Inner Ring O. D. + .015 - .000 (in.)	Outer Ring + .015 - .000 (in.)												
KP3L*	-3A	.1900	.6250	.245	.203	.280	.005	.010	10	5/32"	51.8	12.08	.01	\$17.85						
KP3	-3	.1900	.7774	.297	.270	.331	.005	.022	12	5/32"	93.7	10.13	.03	\$21.95						
KP4	-4	.2500	.9014	.484	.335	.390	.005	.032	11	1/4"	130	8.84	.04	\$17.50						
KP5	-5	.3125	1.2500	.558	.375	.469	.015	.032	9	5/16"	335	6.77	.09	\$21.65						
KP6	-6	.3750	1.4375	.620	.469	.591	.015	.032	10	11/32"	580	5.44	.15	\$20.50						
KP8	-8	.5000	1.6875	.620	.500	.768	.015	.044	10	11/32"	1060	4.46	.21	\$49.75						

* Stainless steel shield (for "Ply-Seals" use KP3A which has same bore and O.D.) Equiv. Thrust Load = Thrust + .8 Radial Load + Moment Constant x Moment in Inch Lbs.

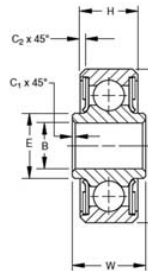
KP-A SERIES—AN201 / MS27641

Single row, ball, deep groove, medium duty. PTFE seals and CRES sealcaps. Exposed surfaces except bore, caps, and seals are cadmium plated. Prelubricated for life. Also offered with CRES 440C material and/or zinc nickel plating per OEM specifications



FAFNIR AND MS AFBMA Bearing No.	Bore 27641	B		D		W		H		A		E		C		Balls No.	Max Static Non-Brinell Rating Radial Thrust Lbs.	Pure Moment Rating Inch-Lbs.	Moment Constant 1 Inch	Weight Pounds (Approx.)	Price Each
		Dia	Outside Inner Ring	Width Outer Ring	Width Inner Ring	Shoulder Dia. Bore Ring (Approx.)	Corner Chamfer x 45°		No.	Size											
		+ .0000 - .0005 (in.)	+ .0000 - .0005 (in.)	+ .000 - .005 (in.)	+ .000 - .005 (in.)	(Approx.) (in.)	Inner Ring O. D. + .015 - .000 (in.)	Outer Ring + .015 - .000 (in.)													
KP3A	3	.1900	.6250	.297	.234	.297	.005	.016	10	1/8"	800	600	51.8	12.08	.01	\$14.80					
KP4A	4	.2500	.7500	.281	.219	.380	.005	.016	12	1/8"	1100	900	73.8	10.17	.02	\$14.85					
KP5A	5	.3125	.8125	.297	.234	.415	.015	.016	14	1/8"	1300	1000	100	8.76	.02	\$15.50					
KP6A	6	.3750	.8750	.313	.250	.495	.015	.016	16	1/8"	1400	1100	130	7.68	.03	\$13.80					
KP8A	8	.5000	1.1250	.375	.313	.616	.015	.016	16	5/32"	2200	1700	250	6.14	.05	\$17.85					
EW1/2	NORMA	.5040	.9690	.250	.250											----					

KS SERIES—MS27645

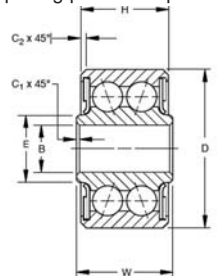


FAFNIR AND MS AFBMA Bearing No.	Bore 27645	B		D		W		H		A		E		C		F (Approx.)	Balls No.	Maximum Static Rating Radial Thrust Lbs.	Weight Pounds (Approx.)	Price Each
		Diameter	Outside Inner Ring	Width Outer Ring	Width Inner Ring	Shoulder Width Bore Ring (Approx.)	Corner Chamfer x 45°		No.	Size										
		+ .0000 - .0005 (in.)	+ .0000 - .0005 (in.)	+ .000 - .005 (in.)	+ .000 - .005 (in.)	(Approx.) (in.)	Inner Ring O. D. + .015 - .000 (in.)	Outer Ring + .015 - .000 (in.)												
KSP3L	3A	.1900	.6250	.245	.203	.257	.005	.016						13	3/32"	400	100	.01	\$17.50	
KSP3	3	.1900	.7774	.297	.270	.342	.005	.022	.275	12	1/8"	800	200	.03	\$64.75					
KSP4	4	.2500	.9014	.484	.335	.400	.005	.032	408	12	5/32"	1100	300	.04	\$19.50					
KSP5	5	.3125	1.2500	.558	.375	.562	.015	.032	408	13	3/16"	1400	300	.10	\$27.75					
*KS6A	6A	.3750	.8750	.313	.250	.475	.016	.016	.277	15	1/8"	1000	200	.03	\$21.50					

* NOTE: These bearings are self-aligning for 10° in either direction except for KS6A (not AN200) which is self-aligning for 8° in either direction.

DP SERIES—AN207 / MS27644

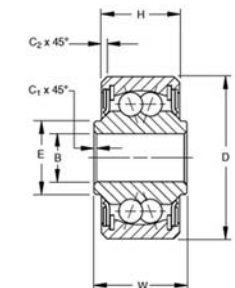
Double row, ball, light and heavy duty. PTFE seals and CRES sealcaps. Exposed surfaces except bore, caps and seals are cadmium plated. Prelubricated for life. For use where high moment rigidity is required, DPP-W series only. Also offered with CRES 440C material and/or zinc nickel plating per OEM specifications



FAFNIR Bearing No.	MS 27644	B		D		W		H		A		E		C		Balls No.	Maximum Static Non-Brinell Radial Thrust Lbs.	Weight Pounds (Approx.)	Price Each
		Bore	Dia.	Outside Inner Ring	Width Outer Ring	Width Inner Ring	Shoulder Width Inner Ring (Approx.)	Corner Chamfer x 45°		No.	Size								
		+ .0000 - .0005 (in.)	+ .0000 - .005 (in.)	+ .000 - .005 (in.)	+ .000 - .005 (in.)	(Approx.) (in.)	(Approx.) (in.)	Diameter Bore + .015 - .000 (in.)	Inner Ring O. D. + .015 - .000 (in.)										
DPP3	-3	.1900	.7774	.495	.473	.302	.005	.02	20	5/32"	2500	1700	.04	\$39.80					
DPP4	-4	.2500	.9014	.620	.491	.410	.005	.032	22	5/32"	3000	1800	.06	\$32.95					
DPP5	-5	.3125	1.2500	.745	.687	.469	.015	.032	20	1/4"	6900	4200	.17	\$58.80					
DPP6	-6	.3750	1.4375	.870	.794	.551	.015	.032	18	5/16"	9700	5800	.26	---					
DPP8	-8	.5000	1.6875	.932	.856	.735	.015	.044	20	11/32"	13000	7800	.38	\$71.25					

DSP SERIES—AN206 / MS27643

Double row, ball, self-aligning, heavy duty. PTFE seals and CRES sealcaps. Exposed surfaces except bore, caps, and seals are cadmium plated. Prelubricated for life. Also offered with CRES 440C material and/or zinc nickel plating per OEM specifications



FAFNIR Bearing No.	MS 27643	B		D		W		H		A		E		C		Balls No.	Maximum Static Non-Brinell Radial Thrust Lbs.	Weight Pounds (Approx.)	Price Each
		Bore	Dia.	Outside Inner Ring	Width Outer Ring	Width Inner Ring	Shoulder Width Inner Ring (Approx.)	Corner Chamfer x 45°		No.	Size								
		+ .0000 - .0005 (in.)	+ .0000 - .005 (in.)	+ .000 - .005 (in.)	+ .000 - .005 (in.)	(Approx.) (in.)	(Approx.) (in.)	Dia. Bore + .015 - .000 In.	Inner Ring O. D. + .015 - .000 In.										
DSP3	-3	.1900	.7774	.500	.392	.304	.005	.022	24	1/8"	1000	200	.04	\$37.85					
DSP4	-4	.2500	.9014	.687	.464	.430	.005	.032	30	1/8"	13000	300	.06	\$32.60					
DSP5	-5	.3125	1.2500	.812	.656	.515	.015	.032	28	3/16"	2600	600	.16	\$41.65					
DSP6	-6	.3750	1.4375	.937	.750	.564	.015	.032	28	7/32"	3600	800	.24	\$59.75					
DSP8	-8	.5000	1.6875	1.000	.812	.775	.015	.044	30	1/4"	5000	1000	.36	\$178.65					